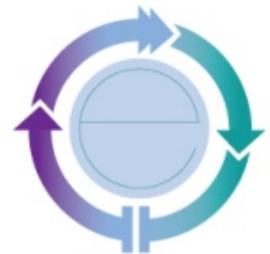


eLearning @ Manchester

Humanities eLearning team
elearning@manchester.ac.uk
www.humanities.manchester.ac.uk/tandl/elearning



What is Blackboard?



Blackboard

- Blackboard is an online learning system that you can use to view course material for any units that you are taking. It might be used to:



complete and submit coursework



monitor your progress using online tests and quizzes



communicate and collaborate with your lecturer or other students.

- How Blackboard is used will depend on your course.



My Manchester

my.manchester.ac.uk



The University of Manchester

My Manchester

 Search



 Blackboard

 Tools ▾



Courses vs. Communities



Courses

- The 'Course List' shows the courses you are enrolled on.
- You may not see everything you are expecting to. Before asking for help, remember:

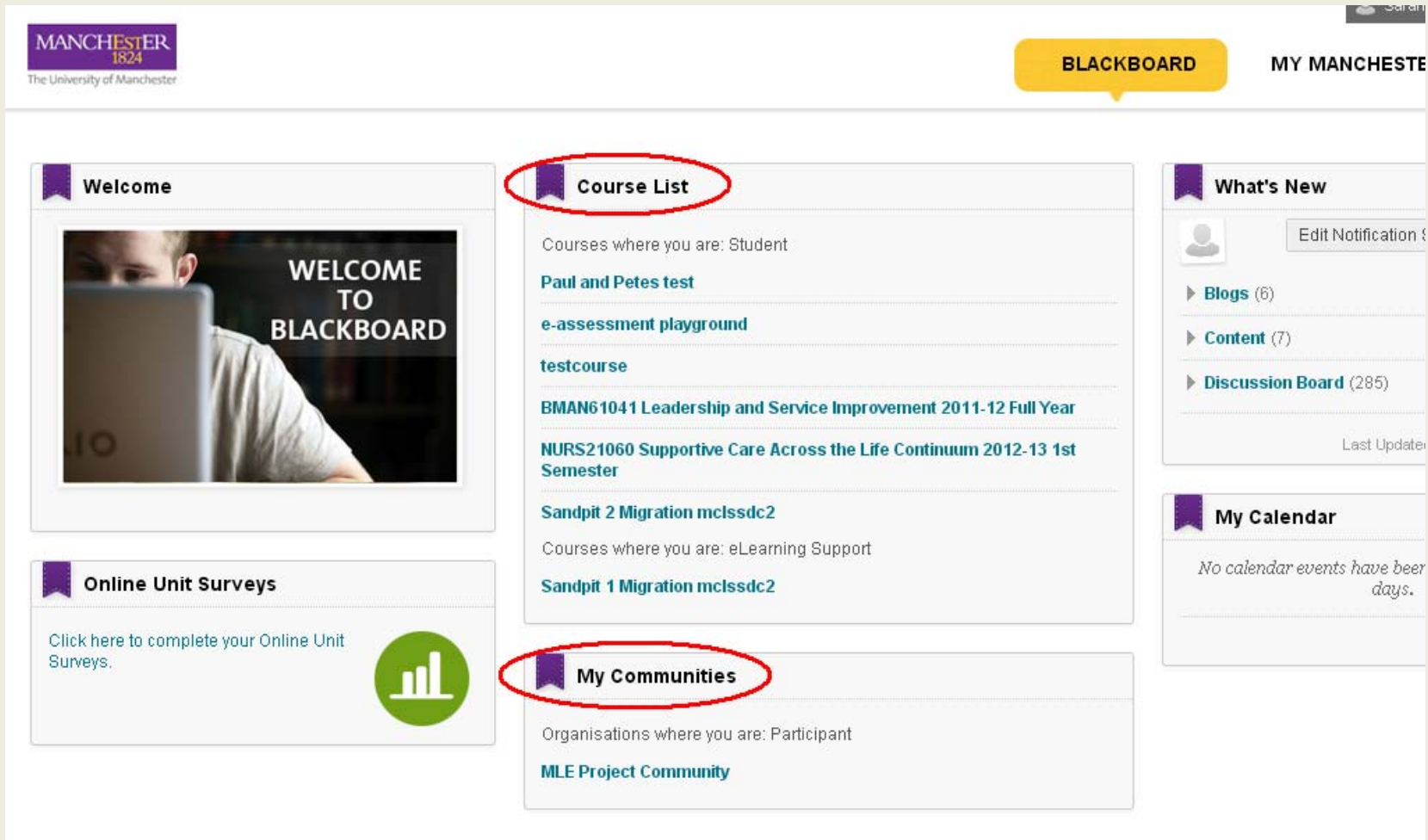
Communities

- Programmes and other Organisations are listed in 'My Communities'.

Any **changes to your course enrolments** may take **up to 48 hours** to be effected

Second semester courses will **not** be available **until 2017**

You will **not see** courses from the **previous year.**



MANCHESTER
1824
The University of Manchester

BLACKBOARD **MY MANCHESTER**

Welcome

WELCOME TO BLACKBOARD

Course List

Courses where you are: Student

- [Paul and Petes test](#)
- [e-assessment playground](#)
- [testcourse](#)
- [BMAN61041 Leadership and Service Improvement 2011-12 Full Year](#)
- [NURS21060 Supportive Care Across the Life Continuum 2012-13 1st Semester](#)
- [Sandpit 2 Migration mclssdc2](#)

Courses where you are: eLearning Support

- [Sandpit 1 Migration mclssdc2](#)


My Communities

Organisations where you are: Participant


- [MLE Project Community](#)

Online Unit Surveys

[Click here to complete your Online Unit Surveys.](#)



What's New

 [Edit Notification](#)

- [Blogs \(6\)](#)
- [Content \(7\)](#)
- [Discussion Board \(285\)](#)

Last Updated: ...

My Calendar

No calendar events have been added.

A view of Blackboard



The screenshot shows a Blackboard course page for 'English Composition'. At the top, there is a navigation bar with 'BLACKBOARD' and 'MY MANCHESTER' links. Below this is a 'Course Content' header. The main content area is titled 'English Composition' and contains a 'Course Content' section. This section includes a 'Course Homepage' with a welcome message and a search bar. Below the search bar, there are three items: 'My Assessment' (highlighted with a green box), 'Discussion board', and 'My Support' (highlighted with a green box). On the left side, there is a navigation menu (highlighted with a red box) listing various course tools and resources such as Home Page, Announcements, Getting Started, Tools, Units (LM), Assignments, Assessments, Unit Evaluation, Discussions, Journals, Blogs, Wikis, Glossary, Groups, Tools, and Course Content.

Navigation

Content area

Folder

This represents the standard course structure, although some courses may appear slightly different.

Some tools you may use



Blackboard

Create Thread Subscribe Search Display ▾

Thread Actions Collect

Date	Thread	Author	Status	Unread Posts	Total Posts
20/08/15 14:42	Seminar Dates	Ray Wilson	Published	5	5
20/08/15 14:42	Assignment One	Humanities Humanities eLearning	Published	0	1

Thread Actions Collect

Displaying 1 to 2 of 2 items Edit Paging...

Discussion board

Tests/Quizzes

Test Information

Description: This test will assess how much you have learned about the topic as discussed in the seminar.

Instructions: Multiple Attempts: Not allowed. This Test can only be taken once. Force Completion: This Test can be saved and resumed later.

Question Completion Status:

Click **Submit** to complete this assessment.

Question 1
This question was created for use in induction documentation?

True
 False

Click **Submit** to complete this assessment.

Blogs

Thursday, 20 August 2015

Blog Entry New

Posted by Ray Wilson at Thursday, 20 August 2015 14:47:02

Venenatis vitae hac arcu hendrerit lacinia sociis suscipit felis eros mattis convallis. Leo nostra bibendum curae; dui vel. Bibendum euismod congue sapien metus eget, ligula id penatibus sociosqu scelerisque. Posuere.

Ipsum facilisi congue velit dictumst Maecenas lacinia cras tincidunt mauris mi molestie turpis luctus. Vestibulum bibendum dui varius class etiam dui.

Mattis consetetuer interdum rhoncus leo quis Odio posuere auctor eu nec. Nisl venenatis viverra ad. Senectus litora vivamus suscipit vivamus lobortis, arcu volutpat facilisi. Elit turpis. Ligula class ut. Aptent sollicitudin. Felis fermentum convallis porttitor diam Per pretium luctus adipiscing mauris a non. Dui lectus hendrerit cum pede fames.

Comment

INDEX
August 2015 (1)
Blog Entry
July 2015 (1)

Turnitin



Turnitin can be used to:

STUDENTS

- Submit coursework
- View marks
- Read tutor feedback

STAFF

- Mark coursework online
- Give feedback
- Check for plagiarism

Not all courses will use Turnitin. Some may use other methods of online assessment.

Seeing your courses

Make sure you have **completed IT sign-up** and have a username and password:

iam.manchester.ac.uk

If you can't see the courses you expect to see you should **check the Student System** (on My Manchester)



Student System

The screenshot shows the top navigation bar of the My Manchester student portal. On the left is the University of Manchester logo. To its right is the text 'My Manchester'. Further right are several utility buttons: a search button with a magnifying glass icon, an email button with an envelope icon, a Blackboard button with the 'Bb' logo, and a 'Tools' button with a wrench icon and a dropdown arrow. A user profile icon with a dropdown arrow is also present. Below these buttons is a horizontal menu with seven items: 'My home', 'My learning', 'My wellbeing', 'My future', 'My student life', 'My finances', and 'My union'. A dropdown menu is open under the 'Tools' button, listing 'CareersLink', 'Interactive map', 'My documents', and 'Student system' (which is highlighted in red).

MANCHESTER 1824
The University of Manchester

My Manchester

Search Search

Blackboard

Tools

My home My learning My wellbeing My future My student life My finances My union

CareersLink
Interactive map
My documents
Student system

Seeing your courses in Blackboard

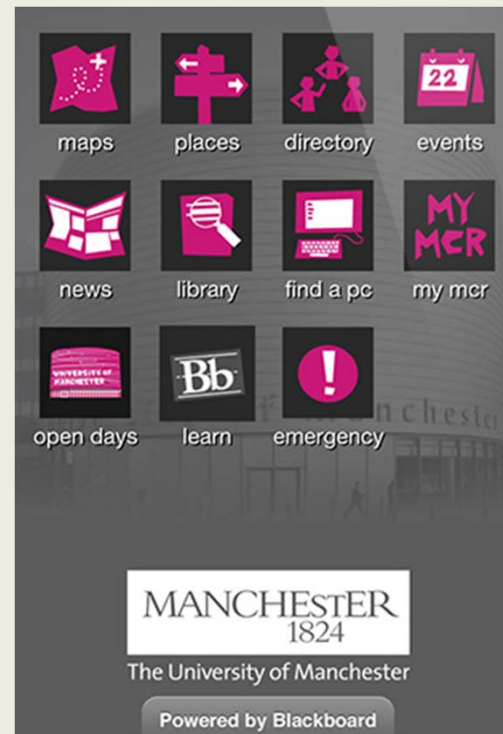
If you are unable to see the expected course(s), you should contact your tutor. But please note the following conditions:

Any changes to your course enrolments may take up to 48 hours to be effected

Second semester courses will not be available until 2017

iManchester

Stay connected wherever you are by downloading iManchester to your Smartphone or Tablet




Learn more: www.manchester.ac.uk/student/gettingstarted/imanchester

Blackboard Mobile App



Blackboard

Access your Blackboard courses and notifications
Available through
iManchester or through
iTunes, Google Play etc



Getting Help

For general information on Blackboard and access to support information:

www.manchester.ac.uk/studentnet/blackboard

The IT Services web pages can help with connections, accessibility and details of the walk up help desks:

www.itservices.manchester.ac.uk/help